

1. Please follow the steps in the system to complete the application form.

2. Tips for some important sections are available at the hyperlinks below:

1. [Personal Particulars](#)
2. [Program Choice](#)
3. [Academic Qualifications](#)
4. [References](#)
5. [Upload Documents](#)
6. [Finalize and Submit](#)
7. [Application Fee Payment](#)
8. [Application Summary](#)

Personal Particulars

HKUST Application for Admission to Taught Postgraduate Programs (2016-2017 Entry)

Welcome, | My Applications | Change Password / Email | Help | Logoff |

Application No. : --

Step 1: Fill Application Form

- > 1. **Personal Particulars**
- 2. Program Choice
- 3. Academic Qualifications
- 4. Exam Result
- 5. English Language Proficiency
- 6. Awards and Professional Qualifications
- 7. Extracurricular Activities / Volunteer Work
- 8. Working Experience
- 9. Personal Statement / C.V. / Additional Information
- 10. References

Step 2: Upload Documents

Step 3: Preview Application

Step 4: Finalize and Submit

Personal Particulars

Your application will be reviewed only if it is submitted. Please be reminded to complete "Step 4: Finalize and Submit" and make sure that the status in your Application Summary is updated to "Submitted and under consideration".

Please refer to the [Guidelines on Application Submission](#) in filling out the application form.

Please complete the following information.

Fill-in all Mandatory Fields.

Mandatory Fields

Name in English * (same as in identity documents)

Family Name / Surname / Last Name Given Names / Other Names

Preferred Name

Name in Chinese / Other Languages (if applicable)

Date of Birth * (dd/mm/yyyy)

Place of Birth * Please select

Gender * ☐ Male ☐ Female

Hong Kong I.D. Card Number, if any * AND / OR Other I.D. Card Number and AND / OR Passport Number and Issuing Authority

Citizenship * Please select

Residence Please select

Visa / Right of Abode Status (Click [here](#) for explanation)

Do you need a student visa or entry permit to study in Hong Kong? ☐ Yes ☐ No

Please specify what document you will present instead. Please select

If Others, please specify

Home Address * Postal Code Country Please select

Mailing Address (if different from address above) Postal Code Country Please select

Valid from To

Contact * Country Area Home Country Area Mobile Country Area

Email Address (All notifications will be sent to this email) ustpgoa@gmail.com

Personal Home Page URL

HKUST I.D. Number (for current / previous student or staff only)

Save Save and Continue

Program Choice

NO changes can be made on the **program choice and mode of study** after the application is submitted.

HKU

Welcome, | My Applications | Change Password / Email | Help | Logoff |

Application No. :

Step 1 : Fill Application Form

1. Personal Particulars
- > 2. **Program Choice**
3. Academic Qualifications
4. Exam Result
5. English Language Proficiency
6. Awards and Professional Qualifications
7. Extracurricular Activities / Volunteer Work
8. Working Experience
9. Personal Statement / C.V. / Additional Information
10. References

Step 2 : Upload Documents
Step 3 : Preview Application
Step 4 : Finalize and Submit

Application for Admission to Taught Postgraduate Programs (2016-2017 Entry)

Please note that you are not allowed to make changes to program choice and mode of study after you have submitted your application.

If you need a student visa / entry permit to study in Hong Kong, please consult the [HKSAR Immigration Department](#) as to whether you may study **part-time** in Hong Kong.

Program Choice

Mode of Study : ☐ Full-Time ☐ Part-Time

Please check for the **application deadlines** of individual programs at our webpage:

<http://pg.ust.hk/cgi-bin/pg/eng/deadlines>

Application Tips for Taught PG

Academic Qualifications

HKUST Application for Admission to Taught Postgraduate Programs (2016-2017 Entry)

Welcome, | My Applications | Change Password / Email | Help | Logoff |

Application No. : _____

Step 1 : Fill Application Form

1. Personal Particulars
2. Program Choice
- > 3. Academic Qualifications**
4. Exam Result
5. English Language Proficiency
6. Awards and Professional Qualifications
7. Extracurricular Activities / Volunteer Work
8. Working Experience
9. Personal Statement / C.V. / Additional Information
10. References

Step 2 : Upload Documents

Academic Qualifications

Please provide a complete profile of your post-secondary education, including subdegree, undergraduate and postgraduate degree programs, completed or not, in reverse chronological order. [Click on [here](#) for a list of available choices.]

*** Mandatory Fields**

1 Level of Qualification * Please select
If Others, please specify _____

Awarding Institution * _____
Country _____
(e.g. BSc in Biology)
Major Area of Study * _____
(e.g. Biology and Business Management)
Minor Area of Study, if any _____
(e.g. Mathematics)
Program Duration * _____ years
Commencement Date * _____ / _____ / _____
(e.g. 2013/2014/2015)
Completed or will be completed by _____ (mm/yyyy)
Completed or will be commencing _____ (mm/yyyy)

☐ Full-time ☐ Part-time ☐ Distance Learning

☐ Yes Date / Expected Date of Completion _____ / _____ (mm/yyyy)
☐ No, program will not be completed before commencement of study at HKUST

☐ Attending program Current Year of Study _____
☐ Graduated
☐ Pending for Graduation
☐ Discontinued

GPA / Average Mark _____, out of _____ Please select _____
(i.e. highest attainable mark, e.g. 3 out of 4, 85 out of 100)
at the end of Semester / Term _____ (e.g. Fall Term 2013)

Final GPA / Average Mark _____, out of _____ Please select _____
(i.e. highest attainable mark, e.g. 3 out of 4, 85 out of 100)

Classification of Award _____ Please select _____
If Others, please specify _____

Partner Institution (for joint program only) _____

[Add More](#) [Clear this entry](#)

[Save](#) [Save and Continue](#)

Fill-in all Mandatory Fields.

Click here to select institution.

Please check with your home Institution for the grading system.

Click "Add More" to input other post-secondary qualifications.

Application Tips for Taught PG

1. Enter the institution name.
2. Choose country.
3. Click “Search”.

Select Institution

Please enter selection criteria to search Institution :

Institution

Country

Hong Kong SAR, China

Search

Reset

Click "Select" box to choose Institution.

Select

1

☐

Chu Hai College of Higher Education

Hong Kong SAR, China

2

☐

City Polytechnic of Hong Kong

Hong Kong SAR, China

3

☐

City University of Hong Kong

Hong Kong SAR, China

4

☐

College of International Education, Hong Kong Baptist University

Hong Kong SAR, China

5

☐

HKU Space Community College

Hong Kong SAR, China

6

☐

Hong Kong Baptist College

Hong Kong SAR, China

7

☐

Hong Kong Baptist University

Hong Kong SAR, China

8

☐

Hong Kong Community College, The Hong Kong Polytechnic University

Hong Kong SAR, China

9

☐

Hong Kong Institute of Vocational Education

Hong Kong SAR, China

10

☐

Hong Kong Institute of Vocational Education (Chai Wan)

Hong Kong SAR, China

11

☐

Hong Kong Institute of Vocational Education (Haking Wong)

Hong Kong SAR, China

12

☐

Hong Kong Institute of Vocational Education (Kwai Chung)

Hong Kong SAR, China

13

☐

Hong Kong Institute of Vocational Education (Kwun Tong)

Hong Kong SAR, China

14

☐

Hong Kong Institute of Vocational Education (Lee Wai Lee)

Hong Kong SAR, China

15

☐

Hong Kong Institute of Vocational Education (Morrison Hill)

Hong Kong SAR, China

16

☐

Hong Kong Institute of Vocational Education (Shatin)

Hong Kong SAR, China

17

☐

Hong Kong Institute of Vocational Education (Tsing Yi)

Hong Kong SAR, China

18

☐

Hong Kong Institute of Vocational Education (Tuen Mun)

Hong Kong SAR, China

19

☐

Hong Kong Shue Yan University

Hong Kong SAR, China

If you cannot find your Institution, please click [here](#) to specify.

If your institution is not on the list,
please click “here” to specify.

References

Minimum 2 referees are required.

imum 2 referees are required.

on to

Postgraduate Programs (2016-2017 Entry)

Welcome, [My Applications | Change Password / Email | Help | Logout]

Application No. :

Step 1 : Fill Application Form

1. Personal Particulars
2. Program Choice
3. Academic Qualifications
4. Exam Result
5. English Language Proficiency
6. Awards and Professional Qualifications
7. Extracurricular Activities / Volunteer Work
8. Working Experience
9. Personal Statement / C.V. / Additional Information

> **10. References**

Step 2 : Upload Documents

Step 3 : Preview Application

Step 4 : Finalize and Submit

References

Please provide 2-5 referees who can provide references for your application. The referees nominated in this form will be invited by email to complete a reference form online.

If you wish to provide other referees, click the "Add More" link at the bottom of the page.

Tip: Applicants should nominate referees who have supervised your postgraduate study. The referees should be individuals who have provided tertiary education, in which you have received a grade of B or above.

1 Salutation *

Name of Referee in English *

Title and Position *

Name of Organization *

Relationship *

Email *

Phone Number Country () Area ()

Message to referee, if any

If my referee does not wish to allow me access to the referee report, *

☐ I agree to waive my right to access the referee report.

☐ I do not agree to waive my right to access the referee report.

Under the Personal Data (Privacy) Ordinance, individuals have the right to request access to their personal data held by the University. For data access, please contact the Postgraduate Outreach and Admissions Team at jestest11@ust.hk. A search fee will be charged.

[Clear this entry](#)

2 Salutation *

☐ Dr ☐ Miss ☐ Mr ☐ Ms ☐ Mrs ☐ Prof

Name of Referee in English *

Family Name Given Name

Title and Position *

Name of Organization *

Relationship *

Email *

Phone Number Country () Area ()

Message to referee, if any

If my referee does not wish to allow me access to the referee report, *

☐ I agree to waive my right to access the referee report.

☐ I do not agree to waive my right to access the referee report.

Under the Personal Data (Privacy) Ordinance, individuals have the right to request access to their personal data held by the University. For data access, please contact the Postgraduate Outreach and Admissions Team at jestest11@ust.hk. A search fee will be charged.

[Add More](#)

Click "Add More" to add referees (up to 5).

[Save](#) [Save and Continue](#)

Check if email address is correct.
An email invitation will be sent to
the referees automatically after
the application is submitted.

Click “Add More” to add referees (up to 5).

Application Tips for Taught PG

Upload Documents

For documents required, please refer to:

<http://pg.ust.hk/cgi-bin/pg/eng/doc>

HKUST Application for Admission to Taught Postgraduate Programs (2016-2017 Entry)

Application No. [] | My Applications | Change Password / Email | Help | Logoff |

Max. upload Size: 3.00 MB.

Upload Documents

The following documents should be provided for the program office's consideration / Postgraduate Outreach and Admissions Team consideration. Click [here](#) for more information.






Please disable your pop-up blocker so that you can upload the documents.

* mandatory

Total Upload Size Used: 0.00 MB (Max. 3.00 MB)

Do NOT upload the document and specify expected date at the same time.

I. Required documents

Type of Document	Upload / Expected Date (dd/mm/yyyy)	Uploaded on (dd/mm/yyyy)	Filename
1. Official transcript(s) and/or degree certificate(s) *	 [] []	--	--
2. Institution Grading System *	 [] []	--	--
3. Proof of English Proficiency	 [] []	--	--
4. Public Exam Score Report(s)	 [] []	--	--
5. Curriculum Vitae	 [] []	--	--

II. Optional documents

Optional documents, please provide details and upload the document(s) below.

Upload	Uploaded on (dd/mm/yyyy)	Filename
No documents have been uploaded yet.		

Please upload the documents according to their types.

Save Save and Continue

Please disable pop-up blocker of your browser.

The screenshot shows a web browser window with a red 'X' icon in the top right corner, circled in red. Below the browser window is a form titled 'Upload Supporting Documents'. The form contains an information icon and text: 'Please note that:'. Below this is a list of bullet points: 'Accepted file types and file size limits as follows:', 'doc, docx, xls, xlsx files should be within 1 MB', 'pdf (encrypted/password protected files are not acceptable) file should be within 1 MB', 'gif, jpg files should be within 500 KB', 'Your file will be converted to pdf format. Depending on the file type and size, conversion time may vary from seconds to minutes.', and 'Pop-up windows will appear during the uploading process. Please disable the pop-up blocker of your browser.'. Below the list is a text box labeled 'Document Required: Official transcript(s) and/or degree certificate(s)'. Below the text box are two buttons: 'Choose File' and 'Upload'. The 'Choose File' button is circled in red. A callout points to the 'Choose File' button with the text 'Check document type and size limit of each file.'.

Upload Supporting Documents

Please note that:

- Accepted file types and file size limits as follows:
 - doc, docx, xls, xlsx files should be within 1 MB
 - pdf (encrypted/password protected files are not acceptable) file should be within 1 MB
 - gif, jpg files should be within 500 KB
- Your file will be converted to pdf format. Depending on the file type and size, conversion time may vary from seconds to minutes.
- Pop-up windows will appear during the uploading process. Please disable the pop-up blocker of your browser.

Document Required: Official transcript(s) and/or degree certificate(s)

Choose File No file chosen

Upload

Check document type and size limit of each file.

1. Click "Choose File" to select the file.
2. Click "Upload" to upload the file to the system
3. A pop-up window showing the document uploaded will appear.

Application Tips for Taught PG



Please preview and click “**Confirm**” to upload the document (Depends on the browser setting, the confirm button may appear in different windows).

Application Tips for Taught PG

Delete uploaded document by clicking the rubbish bin. Documents **CANNOT** be removed after application is submitted.

HKUST

Welcome,

Application No. :

Step 1 : Fill Application Form

- 1. Personal Particulars
- 2. Program Choice
- 3. Academic Qualifications
- 4. Exam Results
- 5. English Proficiency
- 6. Awards
- 7. Extracurricular Activities / Volunteer Work
- 8. Working Experience
- 9. Personal Statement / C.V. / Additional Information
- 10. References

Step 2 : Upload Documents

Step 3 : Preview Application

Step 4 : Finalize and Submit

Application for Admission to Taught Postgraduate Programs (2015-2016 Entry)

[My Applications | My Profile | My Documents | My Outreach and Admissions Team's verification. Click [here](#) for more information.]

Please disable your pop-up blocker so that you can upload the copy of supporting document to the system.

Upload Supporting Documents

The following supporting documents should be provided for the program office's consideration, and for the Admissions Team's verification. Click [here](#) for more information.

Please disable your pop-up blocker so that you can upload the copy of supporting document to the system.

I. Required documents

Type of Document	Upload / Expected Date (dd/mm/yyyy)	Uploaded on (dd/mm/yyyy)	Filename
1 Official transcript(s) and/or degree certificate(s) *	<input type="text"/>	24/08/2015 17:26:22	ZZ001.jpg (456.44 KB)
2 Institution Grading System *	<input type="text"/>	--	--
3 Proof of English Proficiency	<input type="text"/>	--	--
4 Public Exam Score Report(s)	<input type="text"/>	--	--
5 Curriculum Vitae	<input type="text"/>	--	--

II. Other additional documents

If you wish to provide additional documents, please provide the details and upload the document(s) below.

Type of Document	Upload	Uploaded on (dd/mm/yyyy)	Filename
No document uploaded yet.			

[Add More](#)

Information shown after the document is successfully uploaded.

Multiple documents can be uploaded under same type of document.

Application Tips for Taught PG

Finalize and Submit

Check if all parts are **completed** and the information is **correct**.

HKUST Application for Admission to Taught Postgraduate Programs

Welcome,

Application No. :

Step 1 : Fill Application Form

1. Personal Particulars
2. Program Choice
3. Academic Qualifications
4. Exam Result
5. English Language Proficiency
6. Awards and Professional Qualifications
7. Extracurricular Activities / Volunteer Work
8. Working Experience
9. Personal Statement / C.V. / Additional Information
10. References

Step 2 : Upload Documents

Step 3 : Preview Application

Step 4 : Finalize and Submit

Finalize and Submit

Your application will be considered only if it is submitted. Please check your Application Summary to ensure that the status has been updated to "Submitted and under consideration" after completing this section. All information provided in this application, including your program choice and mode of study (i.e. full-time / part-time) cannot be modified once the application is submitted except the following items:

- Update personal contact details
- Provide marks / scores not yet available at the time of application
- Resend invitations to referees / add referees (if quota allows)
- Upload supporting documents

Please review your application carefully before submission. Application fee paid is not refundable nor transferable.

Please read the following statements related to Personal Information Collection carefully before submitting your application. Click here for details on the University's [Privacy Policy Statement](#) and the [Equal Opportunities Policy for Admission of Applicants with Disability](#).

1. I declare that the information given in support of this application is accurate and complete. I understand that this information will be used in the admission decision process and that any misrepresentation will disqualify my application for admission and enrollment at HKUST.
2. I authorize the HKUST to obtain any and all information about my candidature for my studies in institutions in Hong Kong and elsewhere.
3. I authorize HKUST to use my data as a basis of all types of processing relevant to admission in 2016/17 to postgraduate programs offered by HKUST and for all other associated purposes, including identifying multiple applications, and checking records of studies as a student in other institutions.
4. I understand that, upon my registration in a program, this data will become a part of my student record. That student record may be used for a number of academic and administrative purposes consistent with the mission of the University including academic advising, program planning and evaluation, checks for concurrent registration at other UGC-funded institutions, etc.
5. I understand and agree that notwithstanding that my application may be accepted and deposit or tuition fees paid, HKUST has the right, at any time, to suspend or cancel any postgraduate program offered by it, including as a result of insufficient class enrolment, and in such event, HKUST's sole liability is the return of the deposit or tuition fees paid.

☐ I accept / understand the above statements.

Submit Application

Only these parts can be modified after the application is submitted.

1. Read the statements carefully.

2. Click the box before submitting the application.

Application Tips for Taught PG

Application Fee Payment

Only accept online payment by Credit Card (Visa/ MasterCard).
NO other payment method available.

The screenshot shows the 'Application Fee' section of the HKUST application portal. On the left, a sidebar lists 'Step 1: Fill Application Form' with steps 1 through 8. The main content area has a heading 'Application Fee' and a note: 'Please ensure that your credit card is valid and registered for online payment. (Verified by Visa: http://www.visa.com.hk/en_HK/personal/security/onlineShopping.shtml; MasterCard SecureCode: <http://www.mastercard.us/securecode.html>.)'. Below this, there is a form with 'Amount: HK\$' and 'Payment Method: By Visa / MasterCard' (selected with a radio button). A 'Continue' button is at the bottom. A yellow callout bubble points to the payment method section with the text: 'Check if your Credit Card is valid and registered for online payment.'

Acknowledgement appears after the application is submitted successfully.

The screenshot shows the 'Finalize Application Acknowledgement' page. On the left, a sidebar lists 'Followup Items / Updates' with items: Contact Information, Academic Qualifications, Exam Result, English Language Result, References, and Supporting Documents. The main content area has a heading 'Finalize Application Acknowledgement' and a message: 'The application had been submitted successfully on 25-Aug-2015 14:54.' It lists details: 'We have successfully debited HK\$' and 'The Ref. Invoice No. for your application is'. It also lists 'Items you may modify after application submission include: Update personal contact details, Provide marks / scores not yet received, Resend invitations to referees, Upload supporting documents'. A 'View Application' button is at the bottom left. A 'Back to Application Summary' button is at the bottom, circled in red. A yellow callout bubble points to the 'Back to Application Summary' button with the text: 'Click "Back to Application Summary" for the application status.'

Application Summary

Logoff the system after use.

If your application was successfully submitted, the status should show
“Submitted and under consideration”.

HKUST Postgraduate Admission System - 2017 Entry

Welcome, [User Name] | My Applications | Change Password / Email | Logoff |

Application Summary

Below is a list of your applications. Please select one or click 'Start new application' to proceed :

Application No.	Term	Applied Program	Offered Program	Status
61600000531	Fall/2016-17	MSc in Civil Infrastructural Engineering and Management (Full-Time)	--	Submitted and under consideration
61600000555	Fall/2016-17	MSc in Civil Infrastructural Engineering and Management (Part-Time)	--	Submitted and under consideration
61600000608	Fall/2016-17	MSc in Environmental Engineering and Management	--	Submitted and under consideration
61600001195	Fall/2016-17	PhD in Atmospheric Science	--	Submitted and under consideration
61600001212	Fall/2016-17			

Please be reminded to logoff the system after use.

[Start new application](#)

Click the **hyperlink** (application number) to update your admission information;
Click the **magnifier** to view the application form.

If you would like to apply for more programs, please click “Start New Application”.

If you have any enquiries on PG admissions, please contact us by email:
gradmit@ust.hk

Please use your **registered email address** and quote your **application number** in all correspondence with PGOA.